

COMPANY PROFILE

СОВБЛІВ БУОВІТІ

Smart-Tech Instruments & Controls is the Manufacturer of Various Type of Industrial Electrical Equipments & Process Instruments Products for Hazardous location Div 1 & 2. Products are approved for Gas group IIA IIB & IIC.

Smart-Tech Instruments & Controls is equipped with all manufacturing Facility like Design in house Foundry, Machine Shop, Paint Shop with powder coating Equipments and well equipped quality control department.

The Products are suitable to various application in the industries like :

- Oil, Electric Locomotive & Marine Engine
- Water, Waste and Sewage Treatments
- Chemicals, Fertilizer & Pharmaceutical
- Furnace, Boilers & Compressors
- Food, Pulp and Paper
- Glass, Ceramic & Cement
- Machine Tools & Hydraulic
- Power, Process & Textile
- Iron and Steels.

PRESSURE INSTRUMENTS (PRESSURE SWITCHES)



FLAMEPROOF PRESSURE SWITCH

Model: STFF, SS Sensor and SS Diaphragm, Protection IP67
Pressure Range: High Range Up to 400 bar
Compound Range -1 to 4 bar, Vacuum -760MMHG to 0,
Low range 25 MMWC to 1000 MMWC



WEATHERPROOF PRESSURE SWITCH

Model: STWF, SS Sensor and SS Diaphragm, Protection IP66
Pressure Range: High Range Up to 400 bar,
Compound Range -1 to 4 bar, Vacuum -760MMHG to 0,
Low range 25 MMWC to 1000 MMWC



WEATHERPROOF DIFFERENTIAL PRESSURE SWITCH (HP-LP)

Model: STWDP, SS Sensor and SS Diaphragm,
Protection IP66
Pressure Range: Up to 25 bar
Compound Range -1 to 4 bar,
Low range 250 MMWC to 1000 MMWC



FLAMEPROOF DIFFERENTIAL PRESSURE SWITCH (HP-LP)

Model: STFDP, SS Sensor and SS Diaphragm,
Protection IP67
Pressure Range: Up to 25 bar
Compound Range -1 to 4 bar,
Low range 250 MMWC to 1000 MMWC



FLAMEPROOF PRESSURE SWITCH

Model: STFFM, SS Sensor and SS Diaphragm,
Protection IP67
Pressure Range: -25MMWC to 400 mbar,



WEATHER PROOF PRESSURE SWITCH

Model: STWM, SS Sensor and SS Diaphragm,
Protection IP66
Pressure Range: -25MMWC to 400 mbar,



FLAMEPROOF PRESSURE SWITCH

Model: STFF, FLUSH DIAPHRAGM SEAL



FLAMEPROOF DIFFERENTIAL PRESSURE SWITCH FLANGE MOUNT (HP-LP)



WEATHERPROOF PRESSURE SWITCH

Model: STWF, FLUSH DIAPHRAGM SEAL

INDICATING PRESSURE SWITCH



FLAMEPROOF DIGITAL PRESSURE SWITCH

Model: STFF-E., High Range Upto 400 bar
Compound Range : -1 to 4 bar,
Vacuum : -1 To 0 bar



WEATHERPROOF DIGITAL PRESSURE SWITCH

Model: STWF-E., High Range Upto 400 bar
Compound Range : -1 to 4 bar,
Vacuum : -1 To 0 bar



FLAMEPROOF PRESSURE INDICATING SWITCH

Model: STFF-I., High Range Upto 400 bar
Vacuum : -1 To 0 bar

FLAMEPROOF DUAL SET POINT PRESSURE SWITCH

Model: STFF,
Pressure Range : UP to 40 bar
Protection IP67



ADJUSTABLE DIFFERENTIAL PRESSURE SWITCH



WEATHER PROOF PRESSURE SWITCH.

Model: STA, Pressure Range : -1 to 30 bar
Protection IP66



INDUSTRIAL PRESSURE SWITCH.

Model: STE, Pressure Range : -1 to 30 bar
Protection IP44



FLAMEPROOF PRESSURE SWITCH.

Model: STFA,
Pressure Range: -1 to 30 bar
Brass sensor & PB Bellows,
Protection IP67

PRESSURE TRANSMITTER.



FLAMEPROOF PRESSURE TRANSMITTER.

Model: STFPT, Pressure Range: -1 to 400 bar,
Out put 4-20 ma/ 0 to 10V DC, Protection IP67

SMARTTECH



PRESSURE TRANSMITTER.

Model: STPT, Pressure Range: -1 to 400 bar,
Out put 4-20 ma/ 0 to 10V DC,



FLAMEPROOF DIGITAL PRESSURE INDICATOR

Model: STFPT-I, Pressure Range : -1 to 400bar,
Out Put 4-20ma/ 0 to 10V DC, Protection IP67




FLAMEPROOF LOOP POWERED INDICATOR

In Put 4-20ma, Protection IP66

PRESSURE INSTRUMENT ACCESSORIES



Diaphragm Seal



Valve Manifold,
2 Way, 3way, 5 Way



Pressure Line accessories-
Siphon, Cooling Tower,
Gauge cock, Needle Valve, Snubber.

FLOW SWITCH & FLOW METER



Flameproof Flow Switch
Protection IP67,
Model STFFS



Weatherproof
Flow Switch
Protection IP66,
Model STWFS



Turbine Flow
Meter/ Totalizer
Pulse/ 4-20 mA
Protection IP65
Line Size 1/2" To 4"



Electro Magnetic
Flow Meter
Protection Ip65
Line Size 1/2" To 4"

SMARTTECH

TEMPERATURE INSTRUMENTS



Model STFH
Flameproof RTD Sensor & Thermo couple - Simplex/ Duplex
Flameproof Temperature Transmitter ,Output 4-20ma,
Temperature Range : 0 to 400 /Deg.C



Model STWH
WP RTD Sensor & Thermo couple - Simplex/ Duplex
WP Temperature Transmitter ,Output 4-20ma,
Temperature Range : 0 to 400 /Deg.C



**Flameproof Temperature
Sensor
with Threaded Thermowell**



**Flameproof Temperature
Sensor
with Flanged Thermowell**



**Flameproof Temperature
Sensor With Indication,
Model STFTI, Protection IP67**



**Weatherproof Temperature
Sensor
with Threaded Thermowell**



**Flameproof Temperature Controller :
Model STFTC Range -50 to 400 DegC,
Protection IP67**



**Temperature Indicator :
STWTI-W Range -50 to 400 DegC,
Protection IP65**



**Flameproof Temperature Switch,
Model STFT, Protection IP67
Range 30 to 300 DegC**



**Weatherproof Temperature Switch,
Model STWT,
Protection IP66 Range 30 to 300 DegC**



**Temperature Calibration Bath
-25 to 1200°C.**



**Thermowell - Threaded,
Flanged -MOC SS304/ SS310 /SS316**

TOP MOUNT LEVEL SWITCH & TRANSMITTER




**WP Magnetic Top mount
Level Switch**
Suitable to sense Liquid level
Model: STWLT



**Flameproof Magnetic Top mount
Level Switch**
Suitable to sense Liquid level,
Model STFLT




SIDE MOUNT LEVEL SWITCH



**High Temperature
Side Mount Level Switch**



**Top Mount Level Switch
For Slurry & Viscous Liquid**



**WP Magnetic
Side mount Level Switch**
Suitable to sense Liquid level,
Model STWLS



**FLP Magnetic
Side mount Level Switch**
Suitable to sense Liquid level,
Model STFLS



**Miniature
Side mount Level Switch,
Model STLMS**



**Ultra sonic Level Switch
Level Transmitter**
Solid and liquid,
Model STFLU



**Level Gauge
Magnetic, Reflex,
Glass tube
Model :STLG**

FLAMEPROOF STATIC DISSIPATOR



Flameproof Static Grounding Relay With Inbuilt Hooter Capacitive / Resistive Type



Flameproof Static Grounding Relay Resistive Type

Smart Flameproof Static Grounding Relay Capacitance + Resistive Type



FLP Human Body Static Dissipator



Retractable Self Rewinding Cable Reel



Spiral Cable
1 MTR to 20 MTR



Static Grounding Clamp

SIGNALING DEVICES

SMARTTECH



Flameproof Hooter (Sunder)
Model : STFH212
Sound Out Put: SPL at 1KHz 110DB
Power Supply : 12V, 24V, 48V AC-DC
Or 110V, 230V AC



Flameproof Hooter (Sunder)
with Acknowledge Button
Model : STFH312
Sound Out Put: SPL at 1KHz 110DB
Power Supply : 12V, 24V, 48V AC-DC
Or 110V, 230V AC



Flameproof Hooter with Flashing Light
with Acknowledge Button
Model : STFHL100-W
Sound Out Put: SPL at 1KHz 110DB
Power Supply : 12V, 24V, 48V AC-DC
Or 110V, 230V AC



Flameproof Hooter with Flashing Light
Model : STFHL100-P
Sound Out Put: SPL at 1KHz 110DB
Power Supply : 12V, 24V, 48V AC-DC
Or 110V, 230V AC



Flameproof Hooter with Flashing Light
Model : STFHL100-B
Sound Out Put: SPL at 1KHz 110DB
Power Supply : 12V, 24V, 48V AC-DC
Or 110V, 230V AC



Industrial (WP) Hooter with Flashing Light
Model : STHT15-F
Sound Out Put: SPL at 1KHz 110DB
Power Supply : 12V, 24V, 48V AC-DC
Or 110V, 230V AC



Industrial (WP) Hooter with Flashing Light
Model : STHT10-F
Sound Out Put: SPL at 1KHz 110DB
Power Supply : 12V, 24V, 48V AC-DC
Or 110V, 230V AC




Flameproof PA Loud Speaker (25V)
Model : STFH25XT
Sound Out Put: SPL at 1KHz 120DB
Provided with 100 line Matching Transformer
& Taping For 5W / 10W / 15W / 20W / 25W



Flameproof Hooter (Sunder)
Model : STFH100-P
Sound Out Put: SPL at 1KHz 110DB
Power Supply : 12V, 24V, 48V AC-DC
Or 110V, 230V AC



Flameproof Status (Warning) Light



Weatherproof Solar Aviation Light



Weatherproof
Aviation Light



Flameproof
Aviation Light



Flameproof Weighing Scale Indicator



Flameproof Multi Purpose Enclosure



Flameproof Multi Indicator Enclosure



Flameproof Push Button Pendant



Flameproof Multi Purpose Enclosure



Flameproof VFD Enclosure




Weatherproof Aluminium IP66 Junction Box





Flameproof HMI Enclosure



Flameproof HMI Enclosure



Flameproof HMI Enclosure



Flameproof Lighting DB or Multi Purpose Control Panel



Flameproof Annunciation Control Panel 4 to 32 Chanel

Flameproof Multi Purpose Controller, Indicator (Temperature, Pressure, Flow, Level...)

FLAME PROOF CAMERA HOUSING



Flameproof CCTV Camera Housing



Flameproof Digital Clock (Sec. / Min. / Hour)

FLAME PROOF LIMIT SWITCH



Flameproof Non Contact
Magnetic Limit Switch



Flameproof Adjustable
Long Lever Limit Switch



Flameproof Roller
Limit Switch



Flameproof Top Push
Roller Limit Switch



Flameproof
Manual Call Point /
Fire Alarm Station



Flameproof
Smoke Detector /
Fire Detector

FLAME PROOF FAN & BLOWERS

SMARTTECH



Flameproof Exhaust Fan
230V / 415V - 950 or 1450 RPM
Size : 9" to 24"



Flameproof Pedestal Fan
230V / 415V - 950 or 1450 RPM
Size : 18", 24", 30"



Flameproof Wall Mount Fan
230V / 415V - 950 or 1450 RPM
Size : 18", 24", 30"



Flameproof or Industrial Portable Belt Driven Fan
Size : 36", 42", 48"



Flameproof / Industrial Double Inlet Centrifugal Blower Model : STDI..



Flameproof / Industrial Single Inlet Centrifugal Blower Model : STSI..



Flameproof / Industrial Portable Exhaust Blower



Flameproof / Industrial Cabinet Exhaust Blower Fan



Flameproof / Industrial Wall Fitted Square Exhaust Fan With louvers



Flameproof / Industrial Cooler



Flameproof / Industrial Wall Fitted circle Exhaust Fan

FLAME PROOF LIGHTS

SMARTTECH



Flameproof LED Hand Lamp
Model : FHL1001
Power Supply : 24V AC/DC
110V / 230V AC



Flameproof LED Vessel Lamp
Model : FRV1001
Power Supply : 24V AC/DC
110V / 230V AC



Flameproof LED Well Glass / Flood Light
80W, 100W, 120W & 150W



Flameproof LED Well Glass
30W, 40W, 50W & 60W



Flameproof LED Flood Light
200W, 240W, & 300W



Flameproof LED Street Light
30W, 40W, 50W & 60W



Flameproof LED
Traffic Light / Signal Light



Flameproof Rechargeable LED Torch
3W Range 200mtr.

FLAME PROOF EMERGENCY LIGHTS




Flameproof Led Emergency Exit With Path Light Upto 40W

Flameproof LED Emergency Exit Light



Industrial Led Emergency Exit With Path Light



Flameproof Led Emergency Tube Light Upto 40W



Industrial Ceiling Mount Led Emergency Light Upto 60W



Flameproof Portable Led Emergency Light Upto 60W



Flameproof Ceiling Mount Led Emergency Light Upto 60W

Industrial Portable Led Emergency Light 20W





Flameproof DOL Starter
Up to 15 KW



Flameproof Push Button On-Off



Flameproof Push Button Rev-For-Stop



Flameproof Push Button Start-Stop-Ind.



Flameproof Rotary Switch
Up to 32 Amp.



Flameproof Switch Socket
Up to 32 Amp.



Flameproof Vibration Monitoring Switch

Model : VIBROMON 2

Velocity range : 0.5 to 100mm /Sec. RMS

Frequency Range : 12 to 1200 Hz (720-72000 RPM)

Resolution : 0.1mm /Sec. RMS

Setting Range : 0 to 100 % of Rated Value

Local Reset : Manul Push Button

Power Supply : 230V AC / Output Relay or RS485



Weatherproof & Flameproof Double Compression Cable Gland
Moc - Brass / SS -ET / NPT / Metric
Up to 75mm




Flameproof Stopping Plug
Plug - Brass / SS -ET / NPT / Metric
Up to 75mm



**Industrial Battery Operated
Aviation Light With
Photo Electric Sensor**

**Flameproof / Weatherproof
Photo Electric Sensor**



**Gang / Work Site Hooter With
Flashing Light Remote
Control Operated**

